

**Shenzhen Inkbird Technology Co., Ltd.**  
support@inkbird.com

Consignor: Shenzhen Inkbird Technology Co., Ltd.  
Office Address: Room 1803, Guowei Building, No.68  
Guowei Road, Xianhu Community, Liantang, Luohu  
District, Shenzhen, China  
Manufacturer: Shenzhen Inkbird Technology Co., Ltd.  
Factory Address: 5th and 6th Floor, Building 138,  
No. 71, Yiqing Road, Xianhu Community, Liantang  
Street, Luohu District, Shenzhen, Guangdong, China



**V2.0** MADE IN CHINA  
DESIGNED BY INKBIRD

**INKBIRD**







**IHT-1K**  
**Digital Food  
Thermometer**


### Specifications

- **Device Name:** Digital Food Thermometer
- **Model:** IHT-1K
- **Measurement Mode:** immersion/penetration probe
- **Product Usage:** measuring the temperature of food, liquid, pastes and semi-solid materials
- **Measurement Range:** -50°C~300°C/-58°F~572°F
- **Measurement accuracy:**  $\pm 0.5^{\circ}\text{C}/\pm 1.0^{\circ}\text{F}$
- **Resolution of Display:** 0.1°C/°F (<100°C/°F), 1.0°C/°F ( $\geq 100^{\circ}\text{C}/^{\circ}\text{F}$ )
- **Waterproof level:** IPX5
- **Readout Time:** 1s
- **Warranty:** 2 years


### Features

- **Calibration:** Hold the  button and unfold the probe at the same time to enter the calibration status. Then LCD screen will display CA character, short press the  button to enter setting status, short press  button again to set your calibration value, or you can hold the  button to set your calibration value quickly. The settings will be saved automatically 10 seconds later. The Calibration range is -3.0°C~-3.0°C/-5.0°F~5.0°F.
- **LCD Screen (Liquid Crystal Display):** Display the measured temperature, battery capacity levels.
- **Backlight:** Convenient for check. Pull out the probe to turn on the thermometer, the backlight of the LCD screen will light up, and the LCD screen will display the measured temperature. If there is no operation on the thermometer, the backlight will turn off 20 seconds later in the normal mode or 60s later in the HOLD mode.
- **Rechargeable Lithium Battery:** The voltage of the USB adapter should be 5V and the current electric of USB adapter should higher than

500mA.

- **Auto-on/off:** Unfold the probe, the thermometer will be turned on automatically, and it will be turned off when you fold the probe back.
- **Auto Restart:** If there is no operation on the thermometer and the measured temperature has not changed for 10 minutes, the thermometer will shut down automatically. The thermometer will restart if a sudden temperature change is detected, or you can press the  button to turn on the thermometer.

### Button

- **HOLD/°F/°C**  
Quickly press the  button before taking it out from meat or other kinds of food to hold the current temperature reading. Long press for 2 seconds to switch temperature unit between °C and °F.